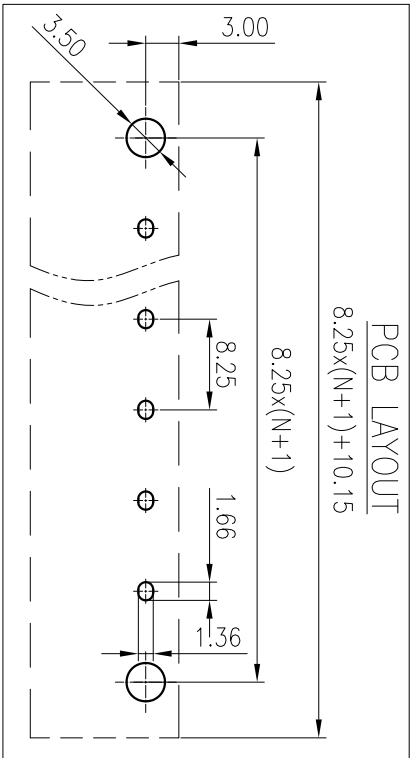
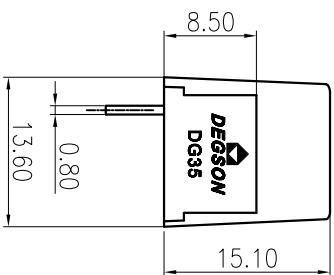
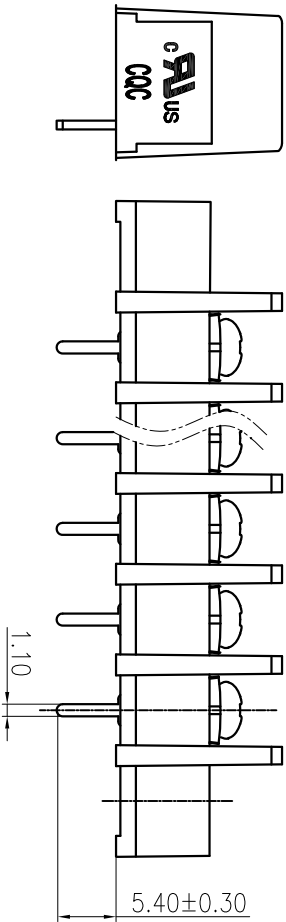
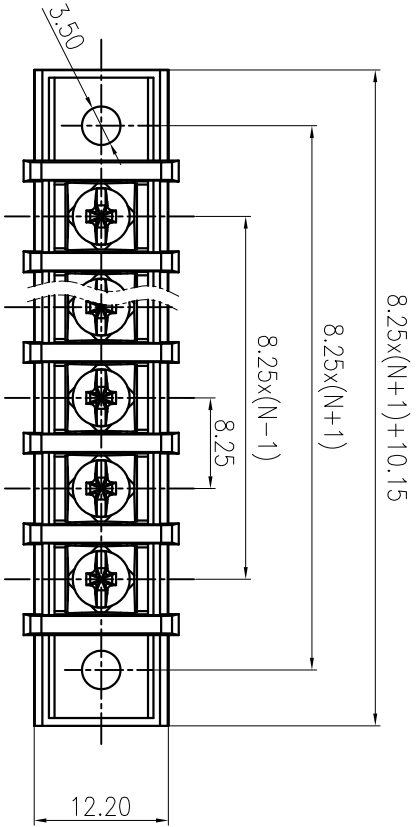


公差/General Tolerances(mm)		公差/General Tolerances(mm)	
0	>3	>6	>18
~2	~6	~10	~30
3	6	10	30
±0.12	±0.18	±0.22	±0.26
±0.31	±0.37	±0.57	±0.80
±1.05	±1.15	±1.60	±2.20
±2.50	±2.50	±2.50	±2.50
0.1/10	0.1/10	0.1/10	0.1/10
±Z	±Z	±Z	±Z



PCB LAYOUT
8.25x(N+1)+10.15
8.25x(N+1)

3	Screw	Steel	M3/Ni Plated
2	Pin header	Copper alloy	M3/Sn Plated
1	Housing	PA66	UL94V-0
ITEM	NAME OF PART	MATERIAL	NOTES

UL 标准/UL Standard:	B	C	D
额定电压/电流/Rated Voltage(V)/Current(A)	300/20	/	300/10
EC 标准/EC Standard:			
过压类别/Overvoltage Category/污染等			
级/ Pollution Degree	III/3	III/2	II/2
额定电压/电流/Rated Voltage(V)/Current(A)	400/32	1000/32	/
螺丝扭矩/Torque Tightening(N·m/Lb·in)	M3, 0.5/4.43		
线径范围(硬线和软线)/Wire Range(rigid and flexible)(mm ² /AWG)	4.0/22~12		
间距/Pitch(mm)/线数范围/Poles	8.25/N=2~24P		
剥线长度/Stripping length(mm)	8		
使用温度范围/Operating temperature(°C)	-40~+105		
符合RoHS环保要求/Conform to RoHS	Yes		

MATERIAL: /
SURFACE: /

MAT NO.: /
STATUS: /

APPD: /
NAME: **DEGSON**® NINGBO DEGSON ELECTRICAL CO., LTD

CHKD: /
DRAWING NO.: DG35S-C03

DRAFT: CenMZ 2020.05.22
TYPE: CUSTOMER DRAWING

SIZE: A4
SCALE: 1.5:1 SHEET 1/1

REV	ECN	DESCRIPTION	DRAFT	DATE